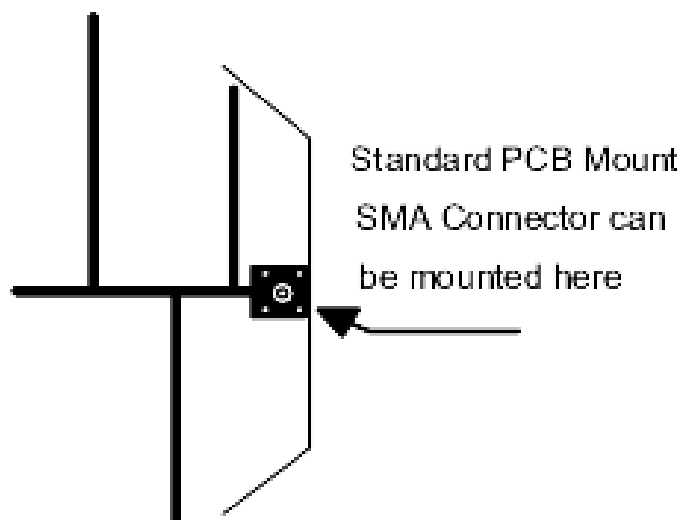
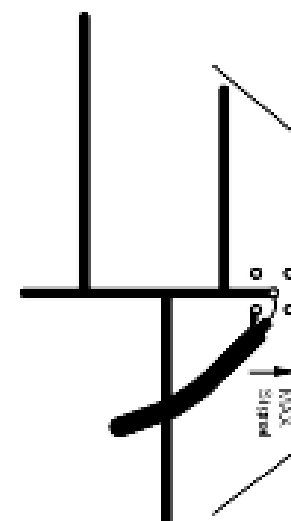


400-1000 MHz PCB Log Periodic WA5VJB



Coax can be directly
Soldered to the LP



Notes: Coax should be routed along the "Boom" or at 90 deg to the antenna.
Mounting holes can be drilled through the Fiberglas between elements near the back of the antenna.

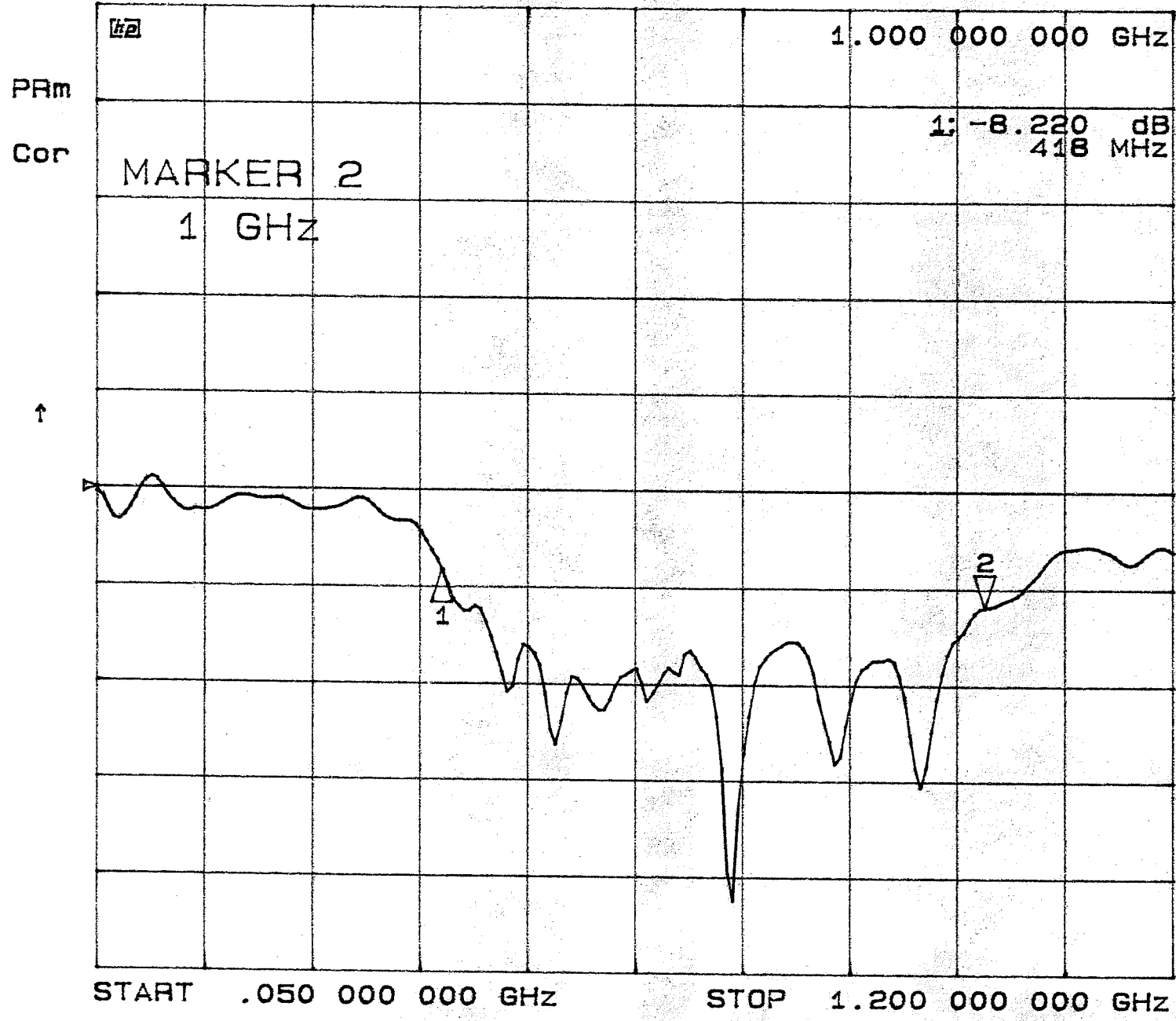
Typical Antenna Factors

MHz		700	21.2
400	18.8	800	22.3
450	17.7	900	23.3
500	18.2	1000	24.2
600	19.8	1050	24.7

Title		PCB-LP Antenna	
Size	Number	Rev	
B	NTMS	A	
Date: 5-7-02		Drawn by: KEB	
File Name: PCB-LP4.pcb		Sheet 1 of 1	

22 Jan 2002 15:45:43

CH1 S22 log MAG 10 dB/ REF 0 dB 2: -11.8 dB



400-1000
LP